



Khwai, Botswana | GPS coordinates S 19°07'11.5" E 23°46'23.8"

Northern Boundary of Moremi Game Reserve

MmaTsebe Tented Camp is an owner-run, **intimate bushcamp** nestled in a **private 25-hectare concession** of riverine forest along the **Mbudi River in the Khwai region of Botswana**. Bordering the **Moremi Game Reserve** and set within the **Okavango Delta**, this peaceful, unfenced camp offers an ideal balance of **seclusion and accessibility**. The camp is just a **30-minute drive from Khwai Airstrip**, where guests are welcomed and transferred.

SHORT HAND *Click the titles to jump to a relevant section*

[Activities](#)

[Accommodation](#)

[Accessibility](#)

[Main Area & Guest Facilities](#)

[Food & Beverage](#)

[Khwai and Moremi Game Reserve](#)

[Guiding](#)

[Our Team](#)

[Self-Drive Guests & Directions](#)

[Mac Air Luggage Guidelines](#)

[Sustainability](#)

[Health & Safety](#)

QUICK TIPS

Power Plugs

Power plugs and sockets of type D and type M are used. We also have USB sockets in the rooms for chargers. There are power plugs in the rooms, and extension cables available on request.



Wi-Fi & Connectivity

MmaTsebe Tented Camp has a dedicated Network Nook (or Wi-Fi Lounge) for guests to connect to the outside world. Generally, roaming on cell networks will not work in camp.



Transfers

Kindly note that we do not offer road transfers, and guests are required to access the camp via Khwai Airstrip. We do transfer guests between camp and Khwai airstrip for arrival and departure.



Payments in Camp

We have a card machine in camp for guests to make payments for extras in camp. If guests would like to leave a tip, we kindly ask please bring cash for the tip box. Otherwise, we can create an invoice for guests to pay via EFT after their stay.

ACTIVITIES

[Jump to Top](#)



Morning and afternoon game drives:

- Game drives are typically at 6am and 4pm each day
- Vehicles are open Toyota Land Cruisers
- Game vehicles generally host 6 guests per vehicle for maximum comfort
- Maximum of 9 guests per game vehicle
- Unless requested in advance, guests share vehicles
- Guests travelling with children (aged 6 - 11) are required to book and pay for a private vehicle



Mokoro Excursion (1.5 hours in the afternoon):

- Glide silently through the Okavango Delta in a traditional mokoro (dugout canoe)
- Led by an experienced poler, this excursion offers a unique, water-level perspective of the Delta
- Drift past water lilies, papyrus reeds, spot delicate frogs, aquatic birds, and elephants up-close
- A peaceful, immersive experience - perfect for photographers and bird lovers

Sitatunga's Edge - Xakanaxa Boat Trip *(additional cost per person)*


- See full information about this activity by clicking [here](#) - find the Sitatunga's Edge sheet on the MmaTsebe webpage

Helicopter Scenic Flight - Helicopter Horizons *(additional cost per person)*

- See more information about this activity in your rates sheet or by getting in touch with us via email

ACCOMMODATION

9 double guest rooms + 1 guide's tent



Each guest tent includes:


- Hot shower, flush toilet, double sink
- Bed configuration: twin or double
- Ceiling Fan, plug points, safe, table, luggage rack
- Mosquito nets over all beds (canopy)
- Writing desk & chair
- Optional extra bed for children staying in the same room as their parent/guardian
- Private veranda with outdoor seating & coffee table

1 fully accessible tent with:

- Ramp access, grab rails, lower vanity/mirror
- Close proximity to the main area

ACCOMMODATION

[Jump to Top](#)



Canvas Tents on Deck



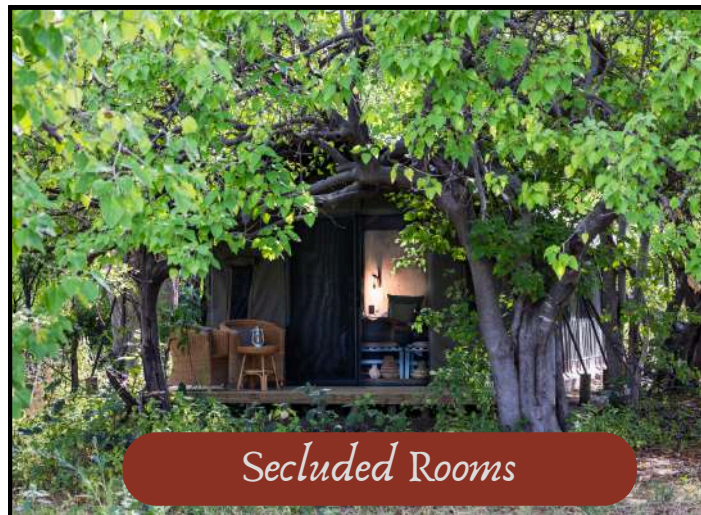
Plush Bedding



Rooms En-Suite



Honeymoon Setup



Secluded Rooms



We are proud to be a wheelchair-friendly safari destination. Our camp offers:

One fully accessible guest tent, equipped with:

- Ramp access
- Grab rails in shower and toilet
- Lowered vanity and mirror
- Proximity to the main area for ease of movement
- Access ramps (where needed) to main guest areas
- Guests are able to get in and out of game vehicles with assistance from their guides
- Game drive vehicles include safety belts and can store wheelchairs and mobility items for travel
- Staff trained in assisting guests with different levels of ability

For specific needs, kindly get in touch with our reservations team to assist.

We continue to work on our camp's accessibility and welcome suggestions from agents and visitors alike. Our goal is to ensure every guest, regardless of mobility, can enjoy the bush comfortably, safely, and fully. *Images of accessible elements of camp available on request.*

MAIN AREA & GUEST FACILITIES



MmaTsebe is a camp under canvas with all tents and guest areas on deck. The camp exudes personality, prioritises comfort and privacy in guest rooms, conviviality and dynamic spaces in common areas. Walking distance between main area and the furthest tent is a maximum of 3-minutes walk along a clear pathway.

MmaTsebe Common Guest Areas include:

- Dining area with flexible seating (private, family-style, or communal)
- Comfortable lounging area
- "Acacia" bar with barstools (with bartender service)
- Large viewing deck overlooking the Mbudi river & its wild visitors
- Swimming pool with loungers, umbrellas & open-air lounge
- Boma firepit for pre-dinner drinks or stargazing
- Separate WiFi Lounge ("Network Nook") with Starlink internet, long table seating, sofas, and plug points*
- 'Public' loo within short walking from all common areas

**Rooms and MmaTsebe main area remain wifi-free to preserve the bush atmosphere*

MAIN AREA & GUEST FACILITIES


[Jump to Top](#)



Swimming pool



Views over Mbudi River



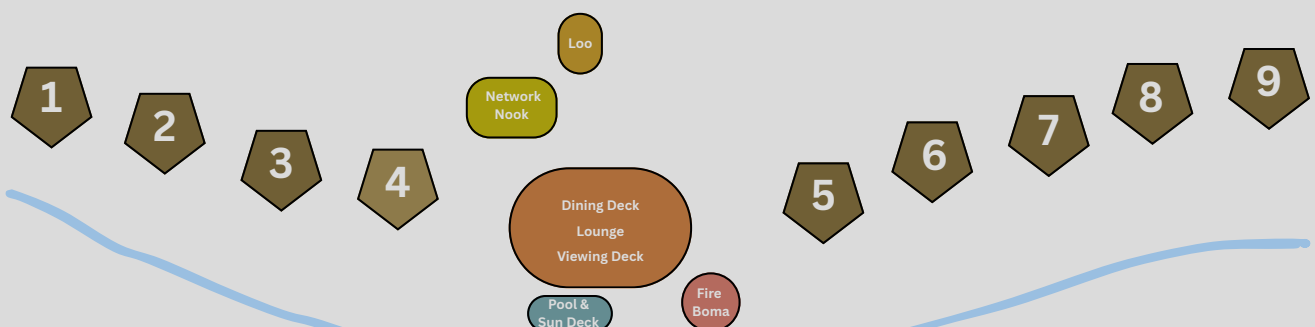
Lounging Area



Elephants common visitors in camp

BASIC LAYOUT

Please note this is not to scale



Mbudi River



Dining at MmaTsebe is **inspired by traditional Botswanan cuisine** and guided by the culinary influence of acclaimed chef **Ednah Rosen**, who personally trained our kitchen team. We operate a rotational set menu featuring local ingredients and flavour.

We offer flexible dining options to suit our guest's preferences. Enjoy meals in a convivial, communal setting with other guests, or choose a more private experience dining as a couple or with your own travel party. Whether you prefer shared stories or quiet moments, our team will make it feel just right.

Meal Service:

- Breakfast, lunch & afternoon tea: Self-service
- Dinner: Three-course plated meal with full service

Daily Highlights:

- Continental breakfast: Homemade muffins, smoothies, cereals
- Hot breakfast: Cooked-to-order English-style options
- Lunch: Fresh, seasonal dishes with staples like pap or sorghum
- Afternoon tea: Pastries, cakes, herbal infusions
- Dinner: Starter, main, and dessert featuring local flavours

Bush Bar Includes:


- Handpicked wines (red, white, rosé) to pair with meals
- Locally available spirits
- Cocktail menu: Including G&Ts, Rock and Malawi Shandies
- All-day tea, coffee, soft drinks

Dietary Requirements & Allergens:

- We can accommodate most common dietary requirements with advance notice
- Regularly catered diets include:
 - Gluten-free
 - Vegetarian
 - Vegan
 - Pescatarian (Note: limited fish is served; vegetarian dishes are often substituted)
- Due to the size and nature of our remote bush kitchen, we cannot guarantee a 100% allergen-free environment for guests with severe allergies (e.g. life-threatening nut allergies)

Ednah Rosen:

Born and raised in Mahalapye, Botswana, Ednah Rosen is a celebrated chef and culinary author dedicated to preserving and promoting Botswana's rich food heritage. Her acclaimed cookbook, *Taste of Botswana*, is a cultural journey through food, blending traditional Setswana recipes with contemporary twists.



KHWAI (NG19) & MOREMI GAME RESERVE

Geography & Landscape

Situated on the northeastern edge of the world-renowned Okavango Delta, the Khwai region lies adjacent to the Moremi Game Reserve and borders the Khwai River – a key water source that attracts diverse wildlife year-round. The landscape is a dynamic mosaic of open savanna, mopane woodlands, riverine forests, floodplains, and seasonal lagoons.

Access to Two Exceptional Wildlife Areas

Mmatsebe Tented Camp is uniquely situated with the rare advantage of traversing both the Khwai Community Concession (NG19) and the world-famous Moremi Game Reserve. This dual access is a privilege granted to few, allowing our guests to experience two of Botswana's most wildlife-rich and ecologically distinct areas.

The Khwai Concession, a community-managed conservation area, is celebrated for its thriving predator populations, including wild dogs, leopards, and lions, as well as frequent sightings of elephants, buffalo, and a wide variety of birdlife. Its varied habitats—ranging from mopane woodland to open floodplains—make it one of the most rewarding areas for photography and exploration.

Just across the Mbudi River lies the Moremi Game Reserve, one of Africa's most iconic protected areas and the first in Southern Africa to be established by local residents. Renowned for its pristine environment and exceptional wildlife concentrations, Moremi combines permanent water channels with dry savannah, creating conditions that support an extraordinary diversity of species.

Game drives from Mmatsebe explore both sides of the river, offering guests a rich and ever-changing safari experience that reflects the very best of Botswana's wilderness.


Seasonality

Dry Season (May–October):

- The Delta's waters are at their peak from June to August, creating a magical contrast of dry islands and flooded plains.
- Game viewing is at its best: wildlife congregates around permanent water sources, and vegetation thins out, offering excellent visibility for sightings.
- Clear skies and cooler temperatures (especially in the early morning and evening) make for comfortable safari conditions.

Green Season (November–April):

- The landscape transforms into a lush, emerald paradise with dramatic cloudscapes and vibrant sunsets.
- This season brings calving, which attracts predators and offers dramatic predator-prey interactions.
- Birdwatching is exceptional, with migratory species arriving and resident birds in full breeding plumage.
- The summer rains can cause some areas to become muddy or difficult to access, but this also means fewer vehicles and a more exclusive wilderness feel.



Wildlife Highlights

Big Game: High-density elephant herds, lion and leopard, wild dog, buffalo, giraffe, and spotted hyena.

[Jump to Top](#)

Special Sightings: Red lechwe and Sitatunga antelope, both adapted to marshy terrain.

Birdlife: With over 500 recorded species, Khwai is a birder's dream. Key sightings include Pel's fishing owl, saddle-billed storks, malachite and woodland kingfishers, and the iconic African fish eagle.

GUIDING

Our guides are some of the best in their field: professional, personable, and deeply passionate about Botswana's wild spaces. We hire guides at a five-star level to prioritise guest experience.

We uphold ethical and sustainable guiding practices, including:

- Limiting the number of our vehicles at a sighting (we cannot control vehicles from other camps)
- Avoiding off-road driving unless essential and permitted
- Maintaining respectful distances from animals and observing their behaviour
- Educating guests on ethical wildlife viewing (use of spotlights, understanding musting & breeding for example)
- Working with conservation partners and local monitoring groups



OUR TEAM

MmaTsebe is a proudly independent, owner-run camp, with a team that is 100% Motswana—from our managers to our expert guides. Our ethos is rooted in warm, personal hospitality, where every team member is encouraged to bring their personality and passion to the role, creating an authentic stay. We believe in the strength of local talent and are committed to creating meaningful employment and professional growth within the country.

Our team brings:

- Warm and genuine hospitality, grounded in local culture and a sense of pride in representing Botswana
- Bush knowledge and experience, especially from our guiding team
- Consistent, personalised service, with attention to detail and a willingness to tailor guest's stay
- A strong internal culture of accountability and pride, with every team member encouraged to take ownership of their role and contribute to the guest experience

Page 8 | Title: 2025 Fact Sheet | Released: 26 May 2025





We welcome self-drive guests and groups travelling with self-drive operators, but need reservations to be marked as such in advance.

Please note that as of 1 May 2025, we no longer apply a self-drive rate. All rates are all-inclusive (see rates). If you have a booking with us that was made before this amendment, your reservation will be honoured.

DIRECTIONS FOR SELF-DRIVE GUESTS

From Maun to MmaTsebe, Approximately 4 hours.

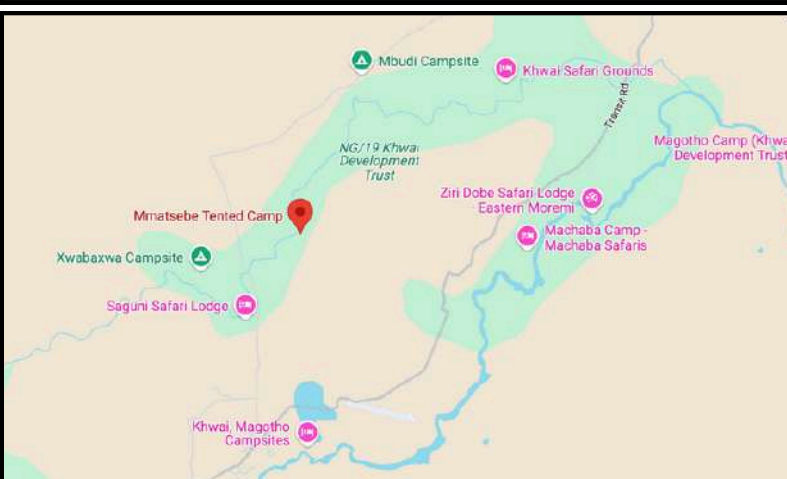
- Depart Maun heading north towards Shorobe, drive through Shorobe and onto the gravel road
- Drive through the vet controlled buffalo fence, shortly thereafter make a decision regarding a drive through Moremi Game Reserve at extra cost for traversing through or a drive around the park through the villages.

To drive through Moremi Game Reserve take the left hand fork approximately 1km after the vet fence, continue on this road straight until you reach the South Gate of the reserve. Pay fee's and progress through the park towards North Gate or otherwise known as Khwai gate.

- Drive through the park gate by checking out of the reserve, over the Khwai river and right hand turn through the Khwai village.
- After passing through the village, Khwai Guesthouse and a blue little shop, a major turn left will appear, take this left towards Mubabe village.
- Drive for a couple of KM's looking out for a right hand turn demarcated by a sign holding a buffalo skull, turn right at this sign and drive for approximately 4.5kms along a twisting winding road, with the village on your right and Mbudi river on your left, following the signs into camp.

Important Notes:

- A 4x4 vehicle is essential for this journey due to varying road conditions.
- Ensure you have sufficient fuel, water, and supplies, as services are limited in remote areas.
- It's advisable to inform the camp of your estimated arrival time.



Google pin: VQJF+38, Khwai

GPS coordinates: S 19°07'11.5" E 23°46'23.8"

To drive through the villages avoiding the Moremi Game Reserve, take the right hand fork 1km after the buffalo fence drive towards Sankuyo.

- Drive through Sankuyo village towards Mubabe village, follow the sign to Mubabe village as you get close to avoid water.
- Drive through Mubabe village and over the Khwai river on a metal bridge, follow the road bending left towards Khwai.
- Continue on this road following a sharp left in the road as you approach the Mbudi river, go over the river on a concrete bridge.
- Once over the river look out for a left hand turn (second left after the bridge) demarcated by a sign holding a buffalo skull, turn left at this sign and drive for approximately 4.5kms along a twisting winding road, with the village on your right and Mbudi river on your left, following the signs into camp.

From Savuti, Approximately five hours

- Depart Savuti driving in a southerly direction towards Maun
- Take the marsh road to enjoy view's and a chance of game viewing, head towards the exit of the Savuti National Park a gate called Mubabe gate.
- Check out of the park and drive straight until you arrive at a clear T junction.
- Turn right at this T junction towards Khwai and away from Mubabae village.
- Continue on this road towards Khwai following a sharp left in the road as you approach the Mbudi river, go over the river on a concrete bridge.
- Once over the river look out for a left hand turn (second left after the bridge) demarcated by a sign holding a buffalo skull, turn left at this sign and drive for approximately 4.5kms along a twisting winding road, with the village vicinity of your right and Mbudi river on your left, following the signs into camp.

Important Notes:

- A 4x4 vehicle is essential for this journey due to varying road conditions.
- Ensure you have sufficient fuel, water, and supplies, as services are limited in remote areas.
- It's advisable to inform the camp of your estimated arrival time.





Typically we arrange air transfers with Mac Air (when the transfer is not arranged by an agent or DMC).

Please find luggage advise for guests utilising this service for a flight transfer to Khwai airstrip:

"Flights on lighter aircraft limit luggage dimensions due to smaller baggage compartments. Soft-shell baggage is required. Please notify us well in advance if passengers are travelling with oversized or overweight luggage. We will try our best to make provisions to accommodate". (Mac Air)

BAGGAGE DIMENSIONS:

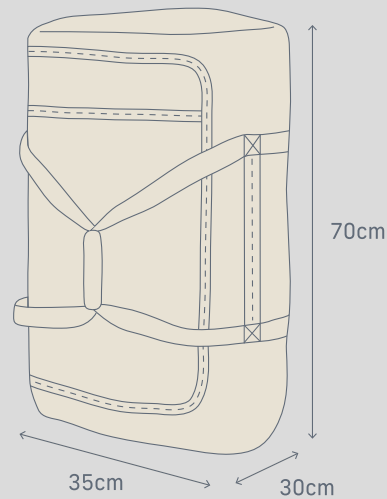
WIDTH: 30 CM // 11.8 INCHES

HEIGHT: 35 CM // 13.8 INCHES

LENGTH: 70 CM // 27.5 INCHES

MAXIMUM WEIGHT:

20 KG // 40 LBS (INCLUDING HAND LUGGAGE)



[Find out more from Mac Air by clicking here](#)



MmaTsebe is designed to tread lightly on the land and our teams continue to develop our sustainability practices.

We are currently:

- 100% solar-powered operated (with a generator back-up)
- Recycling and waste separation: glass, plastic, paper, and food waste
- Repurposed interiors: All furniture (excluding guest beds) is sourced via auctions to build a sustainable supply chain while giving camp its distinctive, eclectic aesthetic
- Local employment & training: We hire and train talent from within Botswana
- Low-impact infrastructure that preserves the surrounding habitat
- We collaborate with local partners to uplift the community

HEALTH & SAFETY

Guest wellbeing is our top priority. At Mmatsebe Tented Camp, we take health and safety seriously, while ensuring they remain immersed in the wild beauty of the Khwai region.

Malaria Awareness

The Khwai region, like much of northern Botswana, is a malaria area, particularly during the rainy season (November to April). We recommend that guests:

- Consult a medical professional about malaria prophylactics before travel.
- Use the mosquito spray provided in your tent.
- Sleep under the mosquito nets installed in all guest rooms.
- Wear long sleeves and light trousers in the evenings.

Wildlife Awareness

Our camp is unfenced, and we share our space with elephants, hippos, and buffalos. Wildlife has right of way, and sightings within camp are not uncommon.

For your safety:

- Guides and managers are always available to chaperone you, especially after dark.
- A safety briefing is given on arrival.
- Remain vigilant, listen for animal sounds, and avoid walking alone at night.
- Never approach or feed any wild animals.

Heat & Hydration

Temperatures can soar during the day, especially in the dry season.

To help manage the heat, we recommend that guests:

- Wear a wide-brimmed hat, sunscreen, and long-sleeved, breathable clothing.
- We have water refill stations in the dining area for guests to use.
- Let their guide or manager know immediately if you feel dizzy, nauseous, or unwell.

Hydration salts (Re-Hydrate) are provided in camp and the team is trained to understand the signs of heat stroke, exhaustion and/or dehydration.